

Dismissal Procedures (See Map on 2nd Page)
(Signs with Students Name are Highly Encouraged)

Dismissal Time: 2:20 pm M/W/TH/F and 1:05 Tues. (Kindergarten Dismissal is 10 min. earlier)

Parking: ALL numbered parking spaces are reserved for staff. Visitors are not permitted to park in numbered spaces. To reduce traffic, we highly encourage adults not to park cars during dismissal. All cars should drive through pick-up lines.

Non-Staff Members on Campus: Visitors will not be permitted to wait on campus for students.







Bikers: Student biking home will access the gate nearest the bike rack on campus (see map below). Bikers are to walk their bike in and out of the parking lot using the path closest to the state park. Bikers should not walk through the car line.

Walkers: Walker may access 1 of 2 gates depending on grade and other factors (see map below). **Walkers will not be released through the car line gate.**

Car Drop-Off: Cars will follow the green arrows designated on the map. Cars will stop at the pick-up area near the MPR and make visible the name and grade of the student. Students will be called up to the cars.

Base bus and Boys and Girls Club Bus: Students will wait at lunch tables with bus group

MAP KEY/See Map on Page 2

	<p>Walking/ Bikers Gate</p> <ul style="list-style-type: none"> ● Who should access this gate?: <ul style="list-style-type: none"> ○ Kinder, bikers and those accessing the footbridge or parked on the footbridge side must continue to use the current gate. (purpose is to not allow individuals to cross traffic for safety). ● How should students access this gate?: <ul style="list-style-type: none"> ○ 1st-5th graders accessing the walking gate closest to the bike gate will exit using the hallway closest to the office. Teachers will continue to walk students to black top and direct students to the proper dismissal process for their mode of exit. ○ Kinder and their siblings will access the walking gate closest to the bike gate and will walk from the lunch tables. <ul style="list-style-type: none"> ■ Kinder will ALL begin the dismissal process at the lunch tables ■ Siblings of kindergartners with directions to meet their siblings should walk to the lunch tables and proceed to the walking gate closest the bike cage.
	<p>Walking Gate Near Baseball field:</p> <ul style="list-style-type: none"> ● Who can access gate?: <ul style="list-style-type: none"> ○ 1st-5th graders with adults parked on the same side of this gate and/or walkers who turn right on Del Presidente to access home. (<i>Purpose of opening the gate is to reduce any need to cross through the carline</i>) ● How will students access this gate?: <ul style="list-style-type: none"> ○ Students will access this gate by walking through the field to where the gate is located. Teachers will continue to walk students to black top and direct students to the proper dismissal process for their mode of exit.
	<p>Car Line Pick Up Gate</p>
	<p>Walkers/bikers accessing the gate nearest bike cage.</p>
	<p>Walkers accessing the Gate nearest the baseball field. Not to be used to access footbridge.</p>
	<p>Cars</p>



Please do not block gates or walking path. Do not cross between carline.

Adults can wait outside the Gate for Walkers/Bikers

Adults can wait outside the Gate for students. Students and adults should not cross traffic.

Bike Rack

No Parking in numbered spots (Staff Parking Only)

MakerSpace

Walker and Biker Gate

Car Pick up

GATE Entrance for car pick-up

Student waiting for Car pick-up wait at blacktop

Adults are not permitted to wait on campus

YMCA